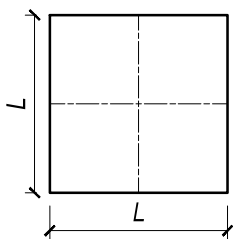


Pozzetto prefabbricato modulare a pianta quadrata, in calcestruzzo vibrato, composto da: elemento di fondo, elemento di sopralzo, ed elemento di copertura liscia.

CARATTERISTICHE TECNICHE

PROPRIETA' FISICHE E MECCANICHE	L	H	S	Di	Peso
	mm	mm	mm	mm	kg
Fondo	500	480	45	290	135
Sopralzo	500	520	45	290	105
Copertura pedonale	600	60	-	-	53
Tipologia cemento	Tipo II/A-LL 42.5 R				
Calcestruzzo	Rck > 35 MPa (N/mm ²)				
Armatura	Staffa B450A				

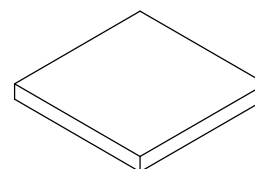
Pianta Copertura



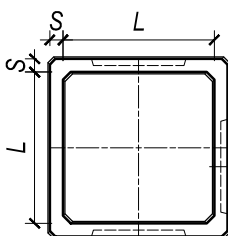
Sezione Copertura



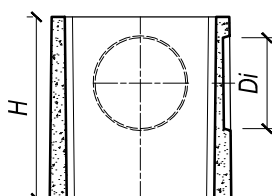
Assonometria Copertura



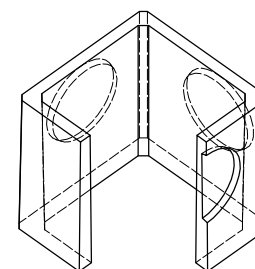
Pianta Sopralzo



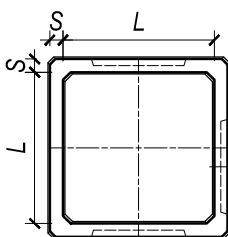
Sezione Sopralzo



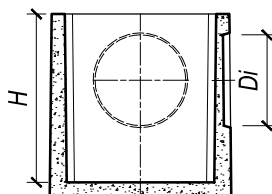
Assonometria Sopralzo



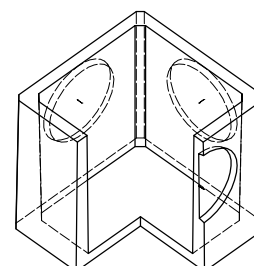
Pianta Fondo



Sezione Fondo



Assonometria Fondo



I pesi si intendono teorici, considerando il peso specifico del calcestruzzo di 2450 Kg/mc.